

DR. VIRENDRA SWARUP EDUCATION CENTRE
HOLIDAY HOMEWORK
CLASS - 1
SESSION: 2024-25



Summer vacation is a time for the children to relax and enjoy. It is the best and most fruitful time for learning and nurturing creativity. These days are precious and valuable and can also be a time for learning with lots of activities around. So children should utilize this time by being regularly in touch with the syllabus completed in school.

INSTRUCTIONS:

- 1. Holiday homework must be submitted on the very first day when the school reopens after vacation.**
- 2. Children should be encouraged to read story book/Cherry book lessons and indulge in creative activities related to art, music and sports.**
- 3. Children should try to converse in simple English sentences.**
- 4. Be your child's role model. Keep the phone down when they are talking to you or when sitting to eat. You are indicating that the phone is not more important than the time you are spending with them.**



ENGLISH

*Do pages 23,24,51,52,75 and in Collins English Grammar and Composition.

Note: write one sentence on one full page in English writing notebook.

- 1. My mother cooks food for us.**
- 2. We should help others.**
- 3. The milkman brings us milk.**
- 4. A dog lives in a kennel**

* Activity

Let's explore the world of words together. Let's dive into the world of rhymes and rhythms. Children will write the poem according to their roll number in a coloured art sheet and they can also decorate it.

Roll No. 1 to 10

Poem on 'About me'

..... is the colour of my hair.

..... is the colour of my eyes.

Did you know I like to

Or is that a big surprise ?

I like to

with my family.

At

you might see my friends and me.

A book aboutis what I like to read. And I make a good friend. Yes, indeed.



Roll No. 11 to 20

Poem on 'My home'

I live at home with

My favourite room at home is

because

If I could paint my bedroom any colour it would

be

My favourite place to hide at home is

The first thing I like to do when I come

home after school is



Roll No. 21 to 30

Poem on 'Animals'

My favourite animal is

because

It loves to eat..... It lives in


..... The colours of my favourite

animal are

I like to visit zoo with

One activity I can do with a pet is

.....



Roll No. 31 to 40

Poem on 'Food'

My favourite food is

I mostly eat it at

On my birthday I like to eat

During the summer I always eat



I can also cook
with my mother's help. The food I like to
share most with my friend is

.....

Roll No. 41 to 50

Poem on 'Feelings'

One thing that makes me feel happy is

.....

When I am sad something that makes
me feel better is

I get really scared when

When I feel hungry I eat

When I am bored I like to **3/-**



* Read L-5 Family vacation and L-7 A walk to the park. Learn difficult words, question and answers and exercises done in the notebook and book.

SST

* Read L- About me and L-3 My home. Learn difficult words, questions and answers and exercises from the book and notebook.


SCIENCE

* Read L- Living and non-living things and L-5 The food I eat.

Learn difficult words, questions and answers and exercises from the book and notebook.

* **Activity -**

Make a menu card and divide it into three meals - Breakfast, lunch and dinner and write your favourite food in each column and decorate your menu card.



MATHS

* Do the given sheets. Do pages 10,15,19 (Ex-1), 22 (Ex-1), 30,31 (Ex-2) in Mental Math workbook.

HAPPY HOLIDAYS

Dr Virendra Swarup Education Centre, Kidwai Nagar

Class-1

Math Holiday Homework

Name- _____ Roll no. _____ Date- _____

I. Write the number names of the following:-

- a. 245- _____
b. 187- _____
c. 173 - _____
d. 106 - _____

II. Put the sign of <, >, =

- a. 118 _____ 102
b. 94 _____ 100
c. 121 _____ 121
d. 134 _____ 144
e. 248 _____ 231
f. 86 _____ 97

III. What comes before, after and between:-

- a. _____ 17
b. 125 _____ 127
c. 111 _____
d. _____ 61
e. _____ 198
f. 148 _____ 150

IV. Write the numerals of the following:-

- a. Eighty one - _____
b. Two hundred forty four - _____
c. One hundred ninety six- _____
d. Two hundred thirty five - _____

V. Write in backward counting:-

- a. 93 _____ 87 _____
b. 71 _____ 68 _____

V. Write in forward counting:-

- a. 195 _____ 201 _____
b. _____ 156 _____ 160

Dr Virendra Swarup Education Centre, Kidwai Nagar

Class-1

Mental Math Holiday Homework

Name- _____ Roll no. _____ Date- _____

I. Dodging of tables.

a. $4 \times 6 =$ _____

d. $3 \times 8 =$ _____

b. $3 \times 5 =$ _____

e. $4 \times 9 =$ _____

c. $2 \times 6 =$ _____

f. $4 \times 5 =$ _____

II. Fill in the blanks.

a. _____ $\times 3 = 12$

b. $3 \times$ _____ $= 27$

c. _____ $\times 2 = 6$

d. $2 \times$ _____ $= 16$

e. $4 \times$ _____ $= 28$

f. _____ $\times 4 = 12$

III. Match the following.

a. $4 \times 9 = 18$ _____

b. $3 \times 8 = 40$ _____

c. $2 \times 9 = 36$ _____

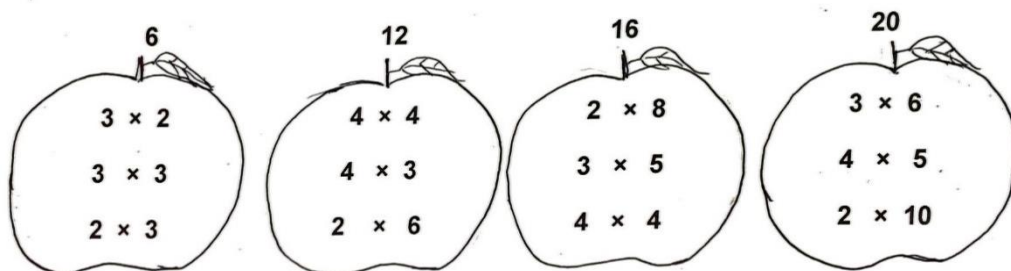
d. $4 \times 10 = 24$ _____

IV. Fill in the blanks.

There are _____ days in a week. _____ comes between Tuesday and Thursday. Sunday comes just before _____.

Friday comes just after _____. There are _____ days between Tuesday and Saturday. We have a holiday on _____.

V. Multiply the numbers inside the apple and circle the ones that match up to the number on the top.



ACTIVITY

I. Count the number of letters and write

NAME	NUMBER OF LETTERS	IN WORDS
1. Apple		
2. Pineapple		
3. Guava		
4. Kiwi		
5. Cherry		

Q.1 How many times 'E' comes in all the fruits? _____


Q.2 How many names have only four letters? _____

Q.3 How many names have more than six letters? _____

Q.4 How many names have five letters only? _____

Q.5 How many times "A" comes in all the fruits? _____

II. Do as directed.



1. Colour the **FOURTH** child's pant blue.

2. Draw a smiley face of **FIRST** child.

3. Draw a sad face of **SIXTH** child.

4. Draw a pair of spectacles on the **THIRD** child.

5. Colour the shirt of **FIFTH** child.

6. Colour the **SECOND** child's clothes.

Dr. Virendra Swarup Education Centre, Kidwai Nagar


HOLIDAY HOMEWORK SHEET

Name:


Class-1 Section:

Date-

१. गुब्बारे में लिखे शब्दों के विलोम शब्द का चित्र बनाएँ (या चिपकाएँ)-



२. बिंदु से बिंदु जोड़कर 'ऋ' की मात्रा वाले शब्दों के चित्र पूरे करिए



३. परियोजनात्मक कार्य - किसी भी एक विलोम शब्द का रचनात्मक चित्र बनाएँ-

४. प्रत्येक वाक्य को अभ्यास पुस्तिका में पाँच पाँच बार लिखिए-

१. सदैव सच बोलना चाहिए।

२. पाठ मन लगाकर पढ़ना चाहिए।

३. सूरज पूरब से निकलता है।

४. हमें बड़ों की सेवा करनी चाहिए।

५. सभी को सुबह जल्दी उठना चाहिए।